



### District Report Card: 2017


<b>State:</b> Haryana	<b>District:</b> Panipat
<b>Class:</b> 8	<b>Subject:</b> Mathematics
<b>Schools:</b> 51	<b>Students:</b> 1190


### Participation/Coverage


#### Students

<b>GENDER</b> 	Boys		Girls	
	Number	%	Number	%
	554	46.55	636	53.45

<b>AREA</b> 	Rural		Urban	
	Number	%	Number	%
	976	82.02	214	17.98

<b>CATEGORY</b> 	SC		ST		OBC		GEN	
	Number	%	Number	%	Number	%	Number	%
	442	37.14	2	0.17	552	46.39	194	16.30

<b>CWSN</b> 	LD	VI	HI	S&LD	ID	Oth
	4	0	2	1	0	1

<b>Management</b> 	Government		Government-aided	
	Number	%	Number	%
	1125	94.54	65	5.46

### Average Performance of Students in Mathematics (%)

Overall	Gender		Area		Management		Social Group			
	Male	Female	Rural	Urban	Govt.	Aided	SC	ST	OBC	GEN
41.18	42.00	40.46	41.09	41.59	41.85	29.54	41.30	43.33	39.93	44.43

## Performance on Learning Outcomes (LOs)

Learning Outcomes	Description	Average Performance(%)
M601	Solves problems involving large numbers by applying appropriate operations	38.82
M606	Solves problems on daily life situations involving addition and subtraction of fractions / decimals	38.49
M620	Finds out the perimeter and area of rectangular objects in the surroundings like floor of the class room, surfaces of a chalk box etc.	44.55
M621	Arranges given/collected information in the form of table, pictograph and bar graph and interprets them	32.57
M702	Interprets the division and multiplication of fractions	38.66
M705	Solves problems related to daily life situations involving rational numbers	36.39
M706	Uses exponential form of numbers to simplify problems involving multiplication and division of large numbers	38.32
M707	Adds/subtracts algebraic expressions	44.29
M710	Solves problems related to conversion of percentage to fraction and decimal and vice versa	38.66
M717	Finds out approximate area of closed shapes by using unit square grid/graph sheet	36.68
M719	Finds various representative values for simple data from her/his daily life contexts like mean, median and mode	54.45
M721	Interprets data using bar graph	52.23
M801	Generalizes properties of addition, subtraction, multiplication and division of rational numbers through patterns	32.82
M802	Finds rational numbers between two given rational numbers	42.27
M803	Proves divisibility rules of 2, 3, 4, 5, 6, 9 and 11	52.63
M804	Finds squares, cubes, square roots and cube roots of numbers using different methods	43.64
M808	Uses various algebraic identities in solving problems of daily life	40.55
M812	Verifies properties of parallelogram and establishes the relationship between them through reasoning	36.93
M818	Finds surface area and volume of cuboidal and cylindrical object	19.93
M819	Draws and interprets bar charts and pie charts	40.34

Range of Performance of Students who Answered Correctly							
Below 30%		30% - 50%		50% - 75%		Above 75%	
Number	%	Number	%	Number	%	Number	%
443	37.23	367	30.84	277	23.28	103	8.66

## Lowest Performing Learning Outcomes (LOs)

- 1 - Finds surface area and volume of cuboidal and cylindrical object (19.93)
- 2 - Arranges given/collected information in the form of table, pictograph and bar graph and interprets them (32.57)
- 3 - Generalizes properties of addition, subtraction, multiplication and division of rational numbers through patterns (32.82)

4 - Solves problems related to daily life situations involving rational numbers (36.39)

5 - Finds out approximate area of closed shapes by using unit square grid/graph sheet (36.68)